

Blog Article

Like 14k Follow 756 followers G+ Follow 444 Follow Us

About > Blog > **Blog Article**

Wilcom EmbroideryStudio e3 software review



I wanted to share another user review with you all. This one is from a Wilcom Beta Tester: Pascale Randolph, owner of [The Embroidered Touch](#) in Manchester Tennessee.



I really appreciate all of the great changes Wilcom has made with introduction of EmbroideryStudio e3. The icons are larger, more colorful and the overall work area is visually pleasing. The menus are easier to navigate and I believe new comers will find it much more intuitive.



Like Page

Contact

Be the first of your friends to like this



W Wilcom
September 27 at 6:36pm

Re-size, re-color and view a realistic final product with TrueSizer Pro! Get it for only \$49, but hurry, offer ends on the 30th of September.
<http://www.wilcom.com/Products/TrueSizerPro.aspx>



TrueSizer Pro - TrueSizer embroidery software with

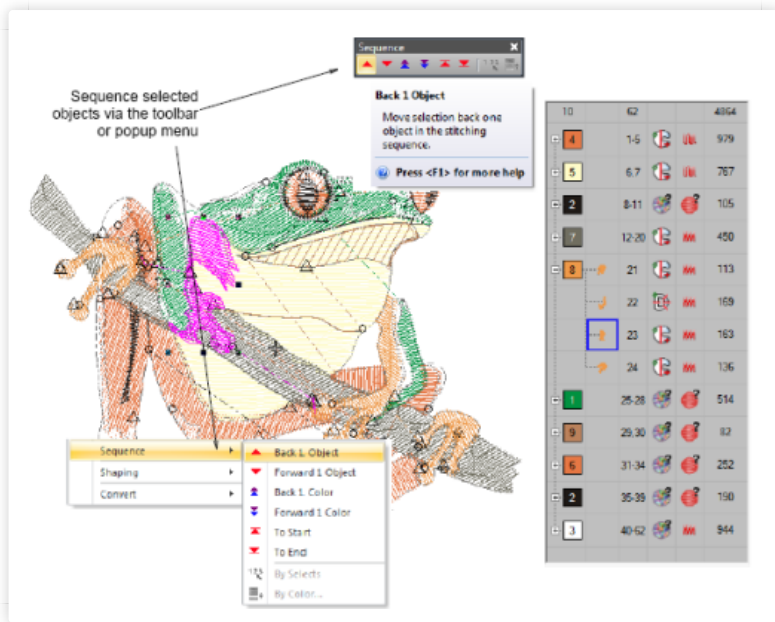
Wilcom

google.com/+Wilcom_Int

The world's favorite embroidery & apparel decoration software since 1979.

G+ Follow +1

+ 444



Professional embroidery & apparel decoration design software

If you are serious about embroidery and multi-decoration, EmbroideryStudio e3 Designing is your answer.

[Enquire](#)

I was thrilled to see the addition of the sequence tool bar! Moving objects in the color-object list is so much easier; we no longer have to drag the objects! Tools such as 'Move Back/Forward by 1 object, or by color, and move to start or end are great additions. This tool is definitely a time saver.




The new advanced offsets is very exciting. It now offers both an automatic outline and multiple offsets. You can create multiple 'outlines' in a blink of an eye and produce very creative effects. Additionally, you can choose which stitch type you want for each outline & offsets (input C, backstitch, motif run, etc). The best part is that you can determine whether you want the intersecting outline (and offsets, too) to weld together to create a single outline or create separate elements. This is especially exciting for those who want to create a single outline of an entire design. I love it!


Adding fabric swatches to appliqué objects is now a BREEZE and another time saver. This was not a task I enjoyed doing in previous versions, but now it is a simple click away! This is super helpful for showing my customers what the design will actually look like. Another favorite feature of mine! Thank you!

I'd like to compliment Wilcom for implementing all these new features and for considering/listening to your customer comments & recommendations!



Pascale Randolph from Manchester, Tennessee is owner of [The Embroidered Touch](#), which specializes in personalized baby gifts and specialty items brought in by local customers. Over the years she has been involved with the development of several software programs and attends classes in an effort to perfect her digitizing/embroidery. She especially enjoys digitizing unique designs for her customers and the new babies in their lives.

 **Wilcom International**



[See On](#)

 Share  Tweet  0  Share  0

[Meet the Woman Behind "Portrait of Pope Francis"](#)

06 of August, 2015

[Kissing Amnesia](#)

05 of August, 2015

[How to use Connector Settings](#)

05 of August, 2015

Facebook 

Twitter 

Google+ 

Blog 

Pinterest 

Subscribe to our newsletter 

[Products](#)

[Learning & Support](#)

[About Wilcom](#)

[Partnerships](#)

TrueSizer
DecoStudio
DecoStudio Lite
DesignWorkflow
EmbroideryStudio
CoreIDRAW X6
Emb. Webservices

Learning
Support
Blog
Online Training
In-house Training
Authorized Training Partners
Installation Support
The best embroidery software
Free Embroidery Designs

Our Team
Software Piracy
Contact Us
Wilcom Distributor
Sign up

Terms Of Use
Privacy Statement



Microsoft Partner



CoreIDRAW
STRATEGIC PARTNER

| Affiliate Program